



PRO 25

 AIR COMPRESSOR

Effortless, Powerful, and Reliable Day After Day!

The PRO 25 Portable Air Compressor is built tough to handle demanding jobs in remote locations where electricity isn't an option. Featuring a reliable Honda® Electric Start for effortless operation, this rugged and dependable engine driven system is ideal for fleets, field service applications, tire service, and worksites. Mount it in the back of your service truck or trailer for convenient portability and service large and small equipment with ease in remote locations. The PRO 25 is perfect for contractors, light commercial applications, and anyone who needs reliable air power where and when they need it.

| SPECIFICATIONS | |
|--------------------|-------------------------------------|
| Compressor Type | Reciprocating |
| Capacity (CFM) | 25 CFM |
| Air Pressure (PSI) | 175 PSI MAX |
| Receiver Capacity | 30 Gal. |
| Engine Type | 8.4 HP Honda® GX270 Electric Start* |
| Fuel Capacity | 1.4 Gal. |

PRO 25 Unit Dimensions with fittings (In.): 42.7L x 17.6W x 41.1H | Dry Weight (Lbs.): 290
 * Battery not included

PRO 25

AIR COMPRESSOR

- Reciprocating
- 25 CFM, Up to 175 PSIG MAX
- 3-Cylinder
- Single Stage

ENGINE

- 8.4 HP Honda® GX270
- Electric Start with Recoil Back-up
- 1.4 Gal. Fuel Tank
- Gasoline Fuel

RECEIVER TANK

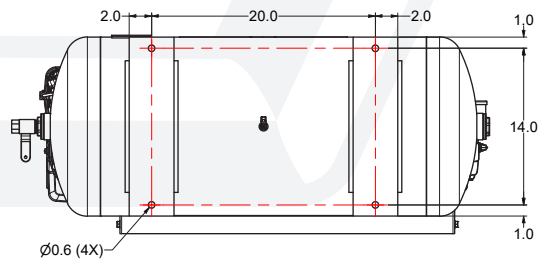
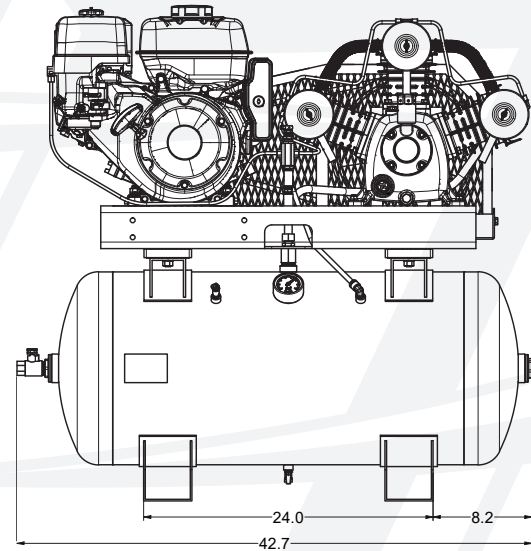
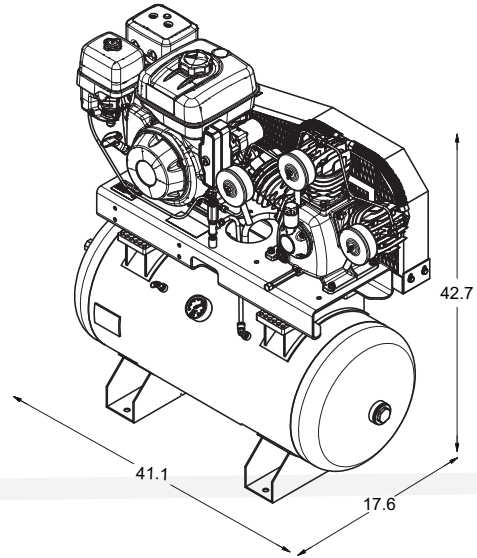
- 30 Gal., ASME

INSTRUMENTATION

- Air Pressure Gauge

OPTIONS/ACCESSORIES

- Maintenance Kits
- Air Hoses



Vanair® reserves the right to make changes in engineering, design, and specifications, add improvements, or discontinue manufacturing at any time, without notice or obligation. Vanair®, the Vanair® logo and MOBILE POWER SOLUTIONS® are registered trademarks or trademarks of Vanair®, a Lincoln Electric Company, Michigan City, IN, USA. © 2025 All Rights Reserved.